
Buggy Factory

— Modular Programming —

Controls

This prototype uses Oculus Touch. There are two important buttons for this prototype: the trigger under the index finger and the trigger under the middle finger (shown below). In this game, a lot of interactions will be based on these two triggers.



Gesture 1: point your index finger up, and lift your thumb.



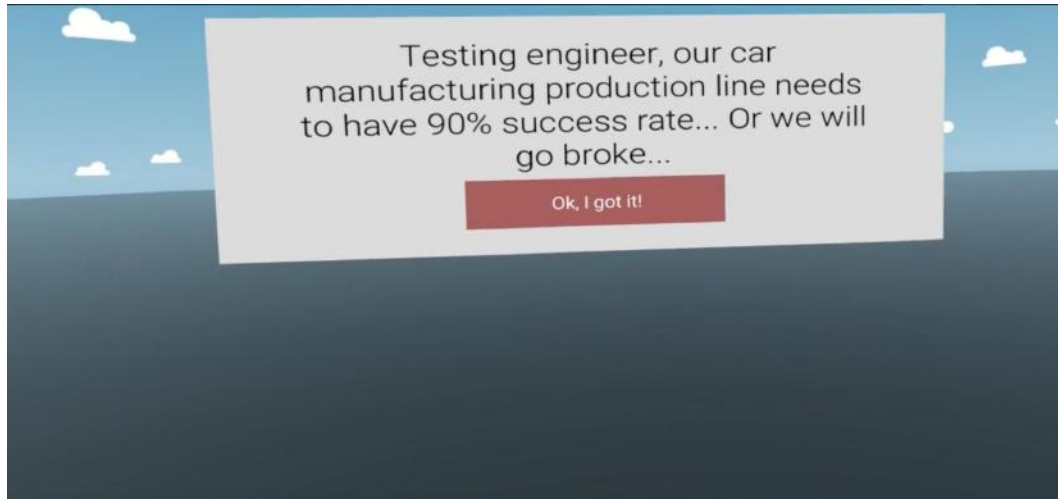
Gesture 2: Make a fist with your right hand (pressing both the trigger under your index finger and the trigger under your middle finger)



These two gestures are the major interactions you will use to complete this experience.

Interactions


When you start the game, if you look directly in front of you, you will see a menu that explains the objective of the game



Press the “A” button on the Oculus Touch in your right hand (shown below) to move past this menu and start the game.



Once you have moved past the menu, turn right. You will find a production line in front of you.



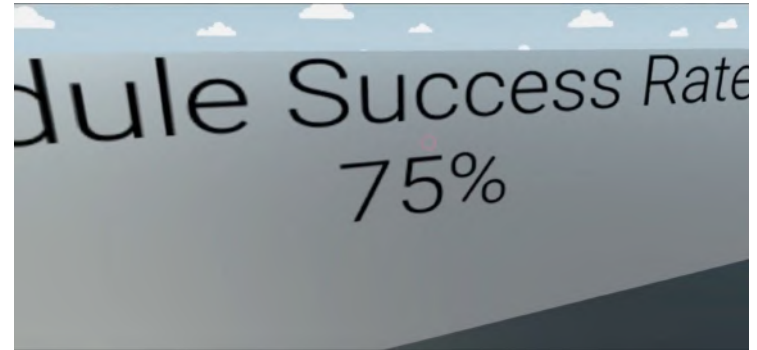
Move your right hand through the start button to press it and run the production line.



Note that the production doesn't have a success rate over 90%, so it fails.



If you look left, you will see a single module testing field. First, use *gesture 1* (point with thumb raised), to see your module inventory appear above your left hand. You can grab these by moving your right hand to the module you want and using *gesture 2* (make a fist with your right hand, pressing both triggers). If you grab a module from your inventory, place it onto the testing field, and press test, the testing field will tell you what the module success rate is.



Test the different modules until you find the ones that have higher than 90% success rates.



Place the ones that have higher than 90% success rate onto the production line by moving them over the matching one at the beginning of the yellow conveyor belts. Tire modules go on the left, Door modules go in the center, and Body modules go on the right.



After replacing all the production line factories with the ones having higher than 90% success rate, press the start button again and you will see that the production line succeeds with a success rate above 90%.

